

Insignia Medical Systems InSight DICOM Viewer is a fully featured and configurable software tool for viewing and manipulation of all Radiology Images. Driven by Insignia's Patient Explorer it gives rapid and easy access to all images held on PACS together with relevant history and reports.

#### Key Clinical Benefits:

- All images and reports available on demand
- Very fast distribution
- Image manipulation including Windowing, Zoom, Pan, Inversion, Rotate and Flip
- MR Cross referencing and 3D navigation
- CT Scout navigation
- Multiphase Examination support (Dual Echo, Diffusion Weighted Imaging, etc..)
- Binary overlay support
- Integrated with HIS/EPR Solution
- Full patient and exam searching facilities
- Simple to use one-step controls - very easy to learn
- Full depth lossless images available
- Automatic update utility for silent upgrades

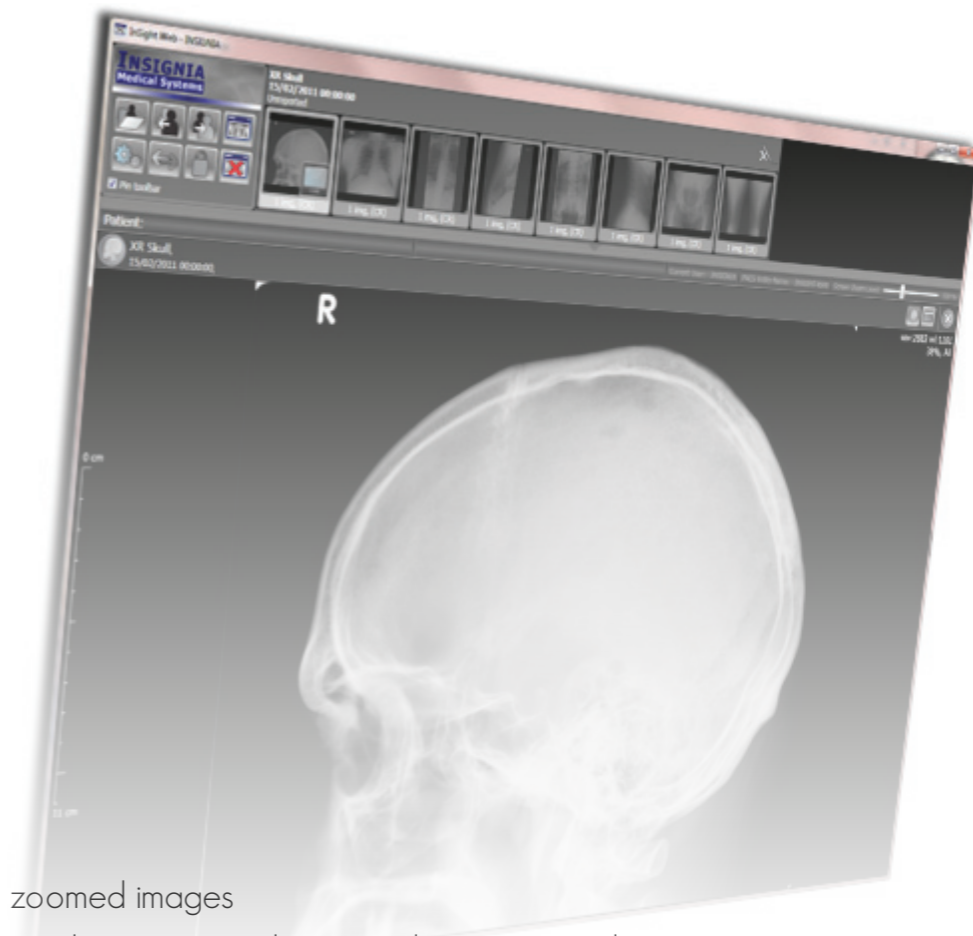
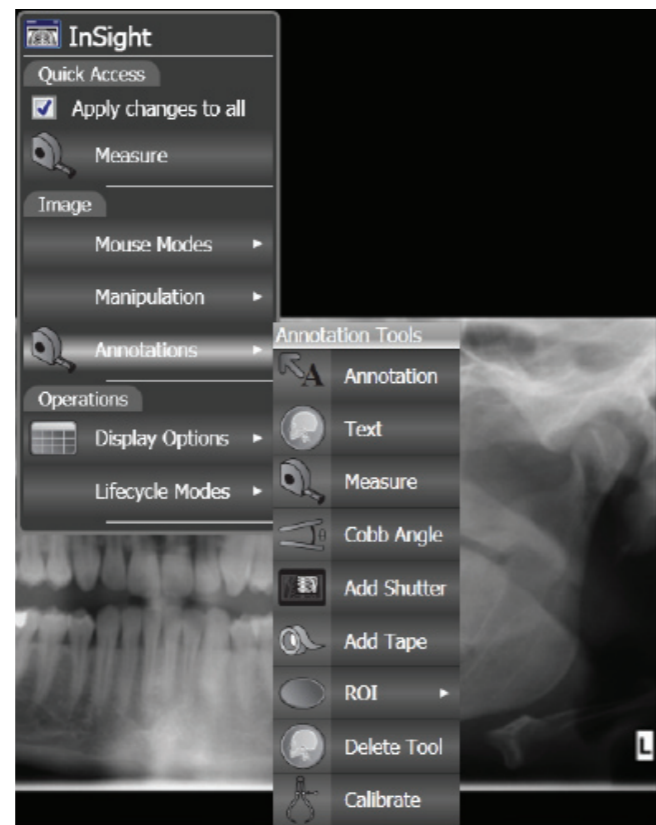
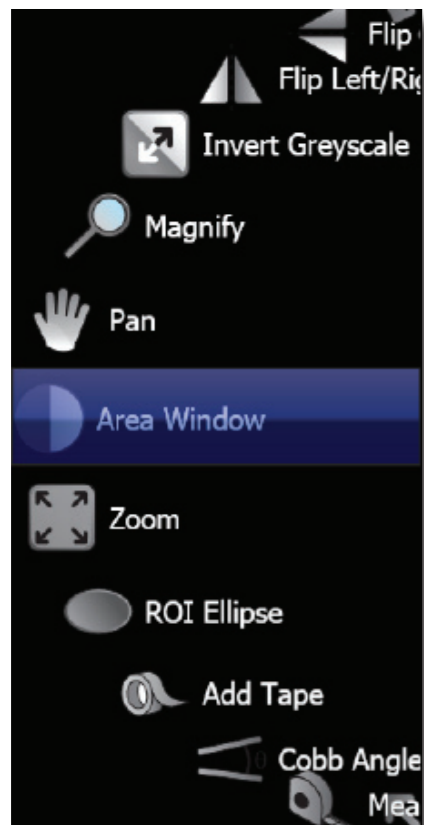
#### System Features:

- Multi-mode Viewer. Web, Clinical and Reporting
- Supports Windows XP (32 and 64 bit), Windows Vista (32 and 64 bit) and Windows 7 (32 and 64 bit) versions
- Multi-monitor aware
- DICOM Interface
- Self-managing solution

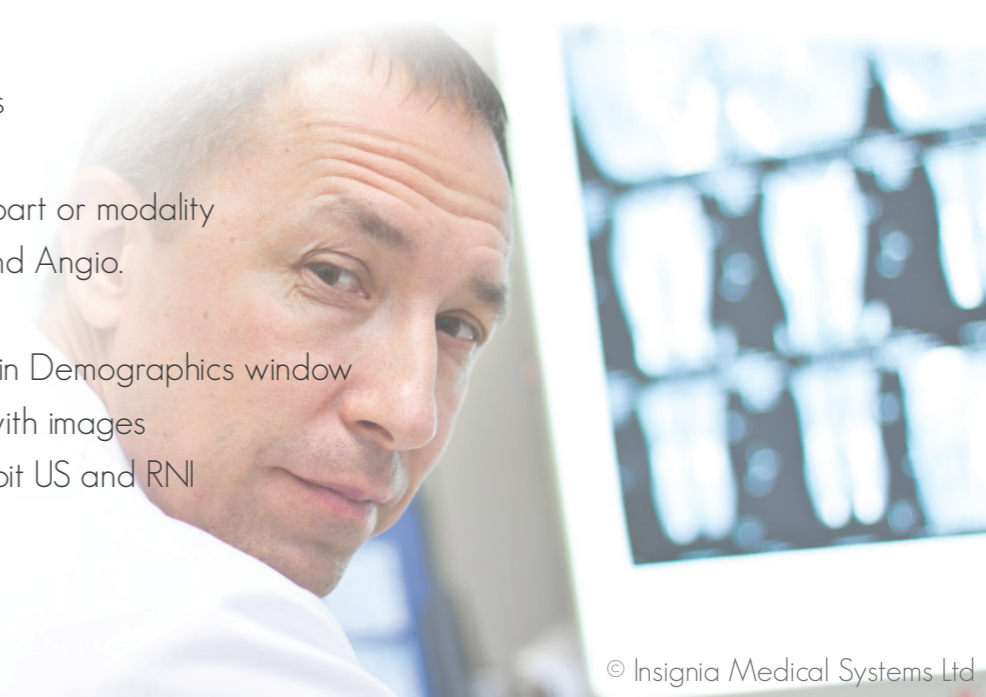
The Insignia Medical Systems InSight DICOM Viewer is an Industry leading application that empowers users with an unrivaled level of functionality and control over the images they need to work with. Outlined below are just some of the many features that will help to significantly enhance your viewing accuracy whilst simultaneously reducing your diagnosis times.

Key Operational Features:

- User defined hanging protocols
- User configurable toolbars
- Window width and centre, spot windowing, user defined modality specific window presets
- Invert greyscale
- Binary Overlay support
- Distance, area, pixel and ROI values
- Zoom, rapid 1:1 and fit to screen
- Auto upgrade facility



- Pan of zoomed images
- Image synchronisation with cine and non-cine mode
- Edge enhancement filters
- Image rotation, mirroring, flipping
- Annotations, shuttering, markers, tape
- Adhoc query / search facility.
- Secure logon
- Local logon feature.
- Auto-hide / Lockable toolbars
- Keyboard shortcuts
- Hanging protocols by body part or modality
- Cine functions for CT, MR and Angio.
- Query / Retrieve function
- DICOM attributes viewable in Demographics window
- Exam Request and Reports with images
- Colour image support – 24 bit US and RNI
- Multi-frame object support



Insignia Medical Systems is one of the UK's major suppliers of medical imaging software. Based in our new and expanded offices in Hampshire, Insignia provides services to over 200 hospitals, clinics and departments in the UK.

As an approved supplier, Insignia is already delivering cost effective PACS solutions through the new NHS Supply Chain Breast Screening PACS Framework.

Our workstation synchronisation and HL7 messaging interface have both been tested and accredited for use with NBSS by Temenos.

Insignia Medical Systems is committed to providing high quality and robust medical devices and hold the following ISO and CE (MHRA) certifications:

- ISO 9001:2000
- ISO 13485:2003 Design, implementation, installation and support of medical software
- CE 0120 93/42/EEC Medical Device Directive



Insignia Medical Systems is a corporate member of the British Institute of Radiology and an NHS Connecting for Health (CfH) ASCC Framework holder.

Insignia Medical Systems Limited  
Norfolk House  
Summerlea Court  
Herriard  
Hampshire  
United Kingdom  
Telephone: +44(0)1256 247010  
Email: [info@insigniamedical.co.uk](mailto:info@insigniamedical.co.uk)  
[www.insigniamedical.co.uk](http://www.insigniamedical.co.uk)

